

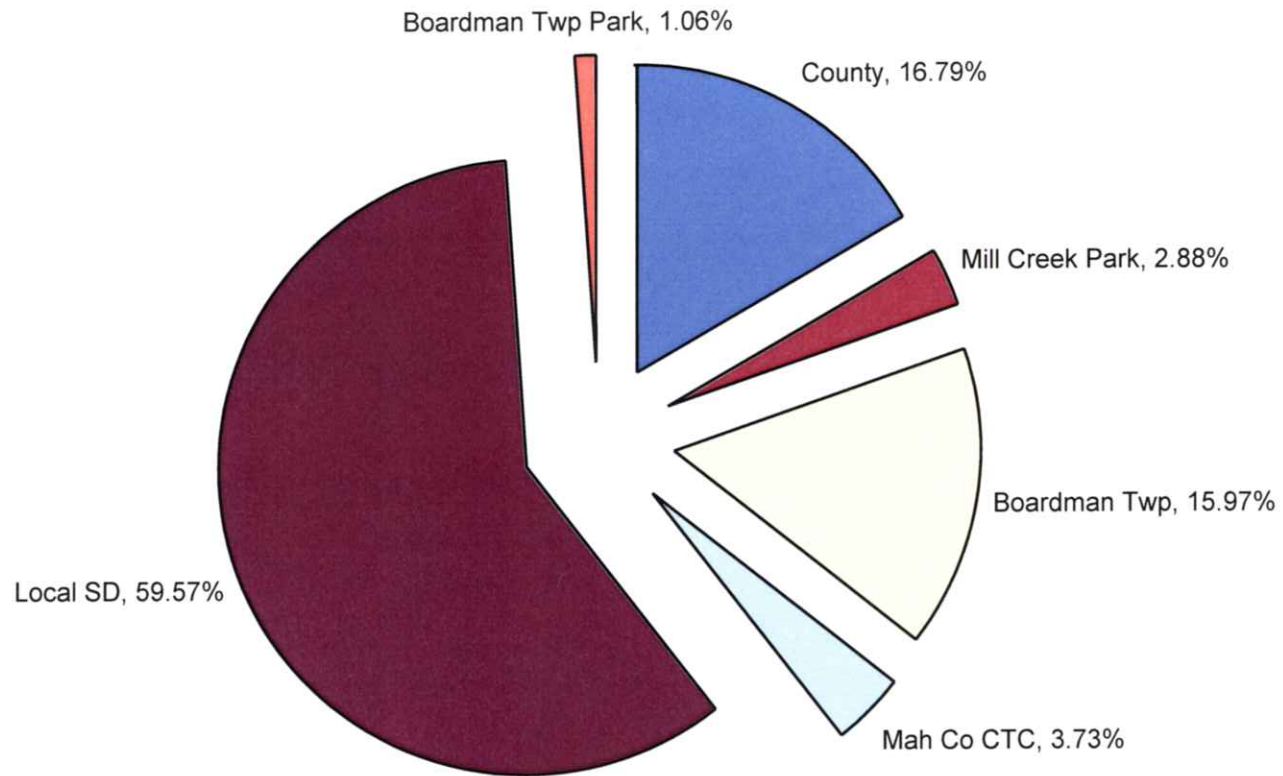
**Boardman Township Request for Tax Breakdown**

Calendar Year 2007 Tax year 2006								
#	District Name	County	Mill Creek Park	Boardman Twp	Mah Co CTC	Local SD	Boardman Twp Park	Total
29	Boardman Twp Boardman LSD	9.009408	1.545946	8.566678	2.000000	31.958032	0.567744	53.647808
30	Boardman Twp Poland LSD	9.009408	1.545946	8.566678	2.000000	35.771298	0.567744	57.461074
31	Boardman Twp Youngstown LSD	9.009408	1.545946	8.566678	0.000000	35.024679	0.567744	54.714455
32	Boardman Twp Canfield LSD	9.009408	1.545946	8.566678	2.000000	33.118673	0.567744	54.808449
#	District Name	County	Mill Creek Park	Boardman Twp	Mah Co CTC	Local SD	Boardman Twp Park	Total
29	Boardman Twp Boardman LSD	16.79%	2.88%	15.97%	3.73%	59.57%	1.06%	100%
30	Boardman Twp Poland LSD	15.68%	2.69%	14.91%	3.48%	62.25%	0.99%	100%
31	Boardman Twp Youngstown LSD	16.47%	2.83%	15.66%	0.00%	64.01%	1.04%	100%
32	Boardman Twp Canfield LSD	16.44%	2.82%	15.63%	3.65%	60.43%	1.04%	100%

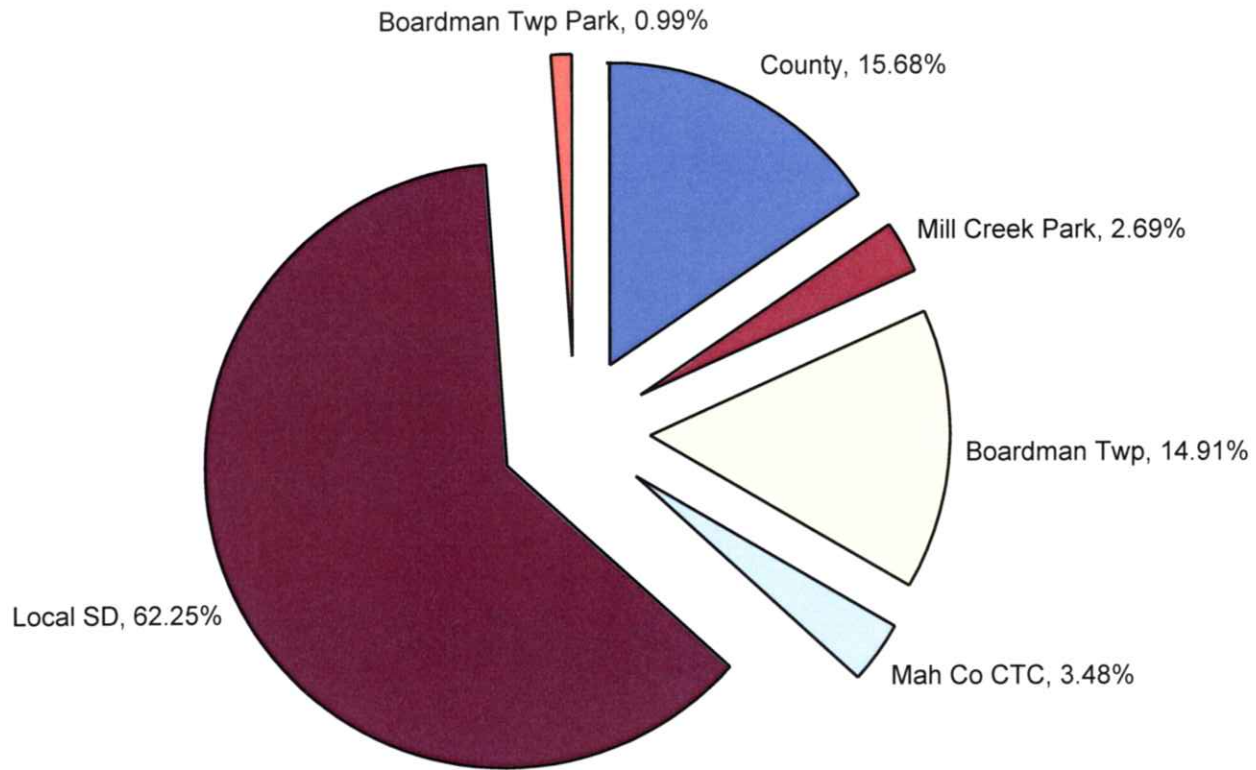
Calendar Year 2006 Tax year 2005								
#	District Name	County	Mill Creek Park	Boardman Twp	Mah Co CTC	Local SD	Boardman Twp Park	Total
29	Boardman Twp Boardman LSD	9.025792	1.549612	8.566965	2.000001	32.023415	0.567766	53.733551
30	Boardman Twp Poland LSD	9.025792	1.549612	8.566965	2.000001	36.273116	0.567766	57.983252
31	Boardman Twp Youngstown LSD	9.025792	1.549612	8.566965	0.000000	35.017739	0.567766	54.727874
32	Boardman Twp Canfield LSD	9.025792	1.549612	8.566965	2.000001	33.274175	0.567766	54.984311
#	District Name	County	Mill Creek Park	Boardman Twp	Mah Co CTC	Local SD	Boardman Twp Park	Total
29	Boardman Twp Boardman LSD	16.80%	2.88%	15.94%	3.72%	59.60%	1.06%	100%
30	Boardman Twp Poland LSD	15.57%	2.67%	14.77%	3.45%	62.56%	0.98%	100%
31	Boardman Twp Youngstown LSD	16.49%	2.83%	15.65%	0.00%	63.99%	1.04%	100%
32	Boardman Twp Canfield LSD	16.42%	2.82%	15.58%	3.64%	60.52%	1.03%	100%

Calendar Year 2005 Tax year 2004								
#	District Name	County	Mill Creek Park	Boardman Twp	Mah Co CTC	Local SD	Boardman Twp Park	Total
29	Boardman Twp Boardman LSD	9.168787	1.750000	9.072305	2.000852	33.953071	0.607052	56.552067
30	Boardman Twp Poland LSD	9.168787	1.750000	9.072305	2.000852	36.485291	0.607052	59.084287
31	Boardman Twp Youngstown LSD	9.168787	1.750000	9.072305	0.000000	37.795121	0.607052	58.393265
32	Boardman Twp Canfield LSD	9.168787	1.750000	9.072305	2.000852	34.418373	0.607052	57.017369
#	District Name	County	Mill Creek Park	Boardman Twp	Mah Co CTC	Local SD	Boardman Twp Park	Total
29	Boardman Twp Boardman LSD	16.21%	3.09%	16.04%	3.54%	60.04%	1.07%	100%
30	Boardman Twp Poland LSD	15.52%	2.96%	15.35%	3.39%	61.75%	1.03%	100%
31	Boardman Twp Youngstown LSD	15.70%	3.00%	15.54%	0.00%	64.73%	1.04%	100%
32	Boardman Twp Canfield LSD	16.08%	3.07%	15.91%	3.51%	60.36%	1.06%	100%

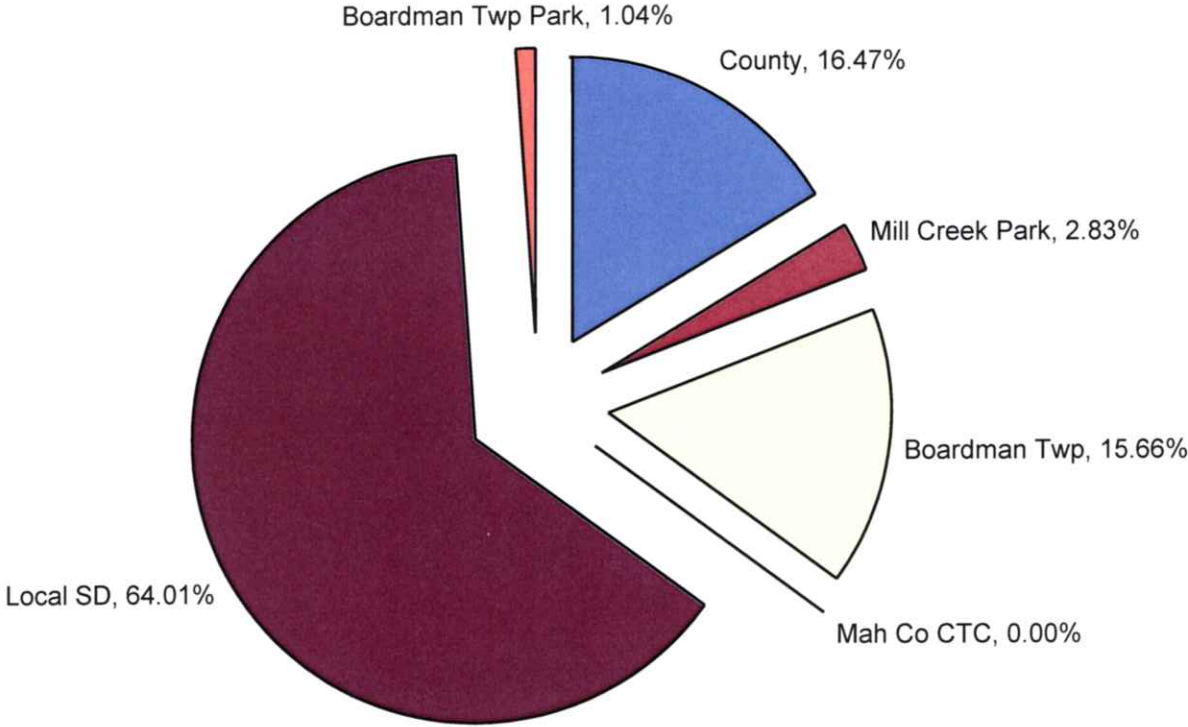
**Boardman Twp Boardman LSD  
Tax Year 2006 Pay Year 2007**



# Boardman Twp Poland LSD Tax Year 2006 Pay Year 2007



**Boardman Twp Youngstown LSD  
Tax Year 2006 Pay Year 2007**



# Boardman Twp Canfield LSD Tax Year 2006 Pay Year 2007

